



CIBC ASSET MANAGEMENT  
EXCHANGE TRADED FUNDS

# CIBC ETF Roadmap

A comprehensive guide to our Exchange Traded Funds




Invest with confidence





## Fixed income

Access credit, duration, and yield with CIBC Fixed Income ETFs designed to provide regular income and stability for your portfolio.

### Duration: Under 1 year

CCAD	Active	CUSD.U	Active	CFRN	Active	CCLO	Active	
<a href="#">CIBC Premium Cash Management ETF</a>		<a href="#">CIBC USD Premium Cash Management ETF</a>		<a href="#">CIBC Active Investment Grade Floating Rate Bond ETF</a>		<a href="#">CIBC Income Advantage Fund - ETF Series (CAD-Hedged)</a>		
Mgmt. fee:	0.12%	Mgmt. fee:	0.12%	Mgmt. fee:	0.18%	Mgmt. fee:	0.30%	
Dist. freq.:	Monthly	Dist. freq.:	Monthly	Dist. freq.:	Monthly	Dist. freq.:	Monthly	
Dist. yield:	2.47%	Dist. yield:	3.72%	Dist. yield:	3.03%	Dist. yield:	5.06%	
YTM:	2.47%	YTM:	3.73%	YTM:	2.91%	YTM:	5.21%	
Duration:	0.23 yrs	Duration:	0.21 yrs	Duration:	0.10 yrs	Duration:	0.16 yrs	
Investment grade quality		Investment grade quality		Avg credit:	A		Avg credit:	AAA


### Duration: 1-5 year

CSBI	Passive	CFLX	Active
<a href="#">CIBC Canadian Short Term Bond Index ETF</a>		<a href="#">CIBC Flexible Yield ETF (CAD-Hedged)</a>	
Mgmt. fee:	0.07%	Mgmt. fee:	0.70%
Dist. freq.:	Monthly	Dist. freq.:	Monthly
Dist. yield:	2.87%	Dist. yield:	5.15%
YTM:	2.83%	YTM:	5.43%
Duration:	2.72 yrs	Duration:	1.82 yrs
Avg credit:	AA	Avg credit:	BBB+
			

### Duration: 5-10 year

CCBI	Passive	CGBI	Passive	CACB	Active
<a href="#">CIBC Canadian Bond Index ETF</a>		<a href="#">CIBC Global Bond ex-Canada Index ETF (CAD-Hedged)</a>		<a href="#">CIBC Active Investment Grade Corporate Bond ETF</a>	
Mgmt. fee:	0.06%	Mgmt. fee:	0.19%	Mgmt. fee:	0.25%
Dist. freq.:	Monthly	Dist. freq.:	Monthly	Dist. freq.:	Monthly
Dist. yield:	3.33%	Dist. yield:	2.37%	Dist. yield:	4.38%
YTM:	3.37%	YTM:	3.38%	YTM:	4.23%
Duration:	6.99 yrs	Duration:	6.27 yrs	Duration:	5.89 yrs
Avg credit:	AA	Avg credit:	AA	Avg credit:	BBB
					




### Duration: Greater than 10 year

CALB	Active
<a href="#">CIBC Canadian Government Long-Term Bond ETF</a>	
Mgmt. fee:	0.20%
Dist. freq.:	Monthly
Dist. yield:	3.10%
YTM:	3.74%
Duration:	16.90 yrs
Avg credit:	AAA
	




## Fixed income solutions



Fixed income ETF solutions provide flexibility to adjust your portfolio's duration, credit exposure, and yield, helping you align with your income goals and risk preferences.



### Fixed Income Pools

CCNS	Active	CCRE	Active	CPLS	Active
<a href="#"><u>CIBC Conservative Fixed Income Pool - ETF Series</u></a>		<a href="#"><u>CIBC Core Fixed Income Pool - ETF Series</u></a>		<a href="#"><u>CIBC Core Plus Fixed Income Pool - ETF Series</u></a>	
Mgmt. fee:	0.30%	Mgmt. fee:	0.30%	Mgmt. fee:	0.30%
Dist. freq.:	Monthly	Dist. freq.:	Monthly	Dist. freq.:	Monthly
Dist. yield:	4.06%	Dist. yield:	4.99%	Dist. yield:	5.31%
YTM:	3.73%	YTM:	4.09%	YTM:	4.50%
Duration:	4.29 yrs	Duration:	4.81 yrs	Duration:	5.32 yrs
Avg credit:	A	Avg credit:	A	Avg credit:	A
					

### Target maturity bonds

CTBB	Active	CTBC	Active	CTBD	Active
<a href="#"><u>CIBC 2026 Investment Grade Bond Fund - ETF Series</u></a>		<a href="#"><u>CIBC 2027 Investment Grade Bond Fund - ETF Series</u></a>		<a href="#"><u>CIBC 2028 Investment Grade Bond Fund - ETF Series</u></a>	
Mgmt. fee:	0.15%	Mgmt. fee:	0.15%	Mgmt. fee:	0.15%
Dist. freq.:	Monthly	Dist. freq.:	Monthly	Dist. freq.:	Monthly
Dist. yield:	1.37%	Dist. yield:	1.65%	Dist. yield:	1.75%
YTM:	3.04%	YTM:	2.89%	YTM:	3.14%
Duration:	0.35 yrs	Duration:	1.26 yrs	Duration:	2.18 yrs
Avg credit:	A	Avg credit:	A	Avg credit:	BBB
					

CTBE	Active	CTBF	Active
<a href="#"><u>CIBC 2029 Investment Grade Bond Fund - ETF Series</u></a>		<a href="#"><u>CIBC 2030 Investment Grade Bond Fund - ETF Series</u></a>	
Mgmt. fee:	0.15%	Mgmt. fee:	0.15%
Dist. freq.:	Monthly	Dist. freq.:	Monthly
Dist. yield:	2.26%	Dist. yield:	1.72%
YTM:	3.13%	YTM:	3.27%
Duration:	3.14 yrs	Duration:	4.21 yrs
Avg credit:	A	Avg credit:	A
			

CTUD.U	Active	CTUE.U	Active
<a href="#"><u>CIBC 2026 U.S. Investment Grade Bond Fund - ETF Series</u></a>		<a href="#"><u>CIBC 2027 U.S. Investment Grade Bond Fund - ETF Series</u></a>	
Mgmt. fee:	0.15%	Mgmt. fee:	0.15%
Dist. freq.:	Monthly	Dist. freq.:	Monthly
Dist. yield:	1.19%	Dist. yield:	1.30%
YTM:	3.96%	YTM:	3.87%
Duration:	0.50 yrs	Duration:	1.47 yrs
Avg credit:	A	Avg credit:	A
			



# Equity

Customize your equity portfolio by geography, size, and style to seek growth and explore dividend income opportunities.

## Canada

### Index

### Core

<b>CCEI</b> <span>Passive</span>	<b>CACE</b> <span>Active</span>
<a href="#">CIBC MSCI Canadian Equity Index ETF<sup>1</sup></a>	<a href="#">Avantis CIBC Canadian Equity ETF</a>
Geography: Canada	Geography: Canada
Strategy: Core	Strategy: Broad market
Mgmt. fee: 0.04%	Mgmt. fee: 0.19%
Dist. freq.: Quarterly	Dist. freq.: Quarterly
Dist. yield: 2.31% 	Dist. yield: n/a 





## US

### Index

### Core

### Value

### Growth

<b>CUEI</b> <span>Passive</span>	<b>CAUS</b> <span>Active</span>	<b>CALV</b> <span>Active</span>	<b>Coming soon</b> <span>Active</span>
<a href="#">CIBC MSCI USA Equity Index ETF<sup>2</sup></a>	<a href="#">Avantis CIBC U.S. All-Cap Equity ETF</a>	<a href="#">Avantis CIBC U.S. Large Cap Value ETF</a>	<a href="#">Counterpoint Global CIBC U.S. Large Cap Growth ETF</a>
Geography: US	Geography: US	Geography: US	Geography: US
Strategy: Core	Strategy: Broad market	Strategy: Large-cap	Strategy: Large-cap
Mgmt. fee: 0.05%	Mgmt. fee: 0.19%	Mgmt. fee: 0.25%	Mgmt. fee: 0.50%
Dist. freq.: Quarterly 	Dist. freq.: Quarterly 	Dist. freq.: Quarterly 	By Morgan Stanley
Dist. yield: 1.04%	Dist. yield: n/a	Dist. yield: n/a	
<b>CUEH</b> <span>Passive</span>	<b>CAUV</b> <span>Active</span>	<b>Coming soon</b> <span>Active</span>	
<a href="#">CIBC MSCI USA Equity Index ETF (CAD-Hedged)<sup>3</sup></a>	<a href="#">Avantis CIBC U.S. Small Cap Value ETF</a>	<a href="#">Counterpoint Global CIBC U.S. Small Cap Growth ETF</a>	
Geography: US	Geography: US	Geography: US	
Strategy: Core	Strategy: Small-cap	Strategy: Small-cap	
Mgmt. fee: 0.05%	Mgmt. fee: 0.35%	Mgmt. fee: 0.60%	
Dist. freq.: Quarterly 	Dist. freq.: Quarterly 	By Morgan Stanley	
Dist. yield: 1.04%	Dist. yield: n/a		

## Equity

Customize your equity portfolio by geography, size, and style to seek growth and explore dividend income opportunities.

### International

#### Index

<b>CIEI</b>	Passive
<a href="#">CIBC MSCI EAFE Equity Index ETF<sup>4</sup></a>	
Geography:	International
Strategy:	Core
Mgmt. fee:	0.16%
Dist. freq.:	Quarterly
Dist. yield:	2.55%
	


#### Core

<b>CADE</b>	Active
<a href="#">Avantis CIBC International Equity ETF</a>	
Geography:	International
Strategy:	Broad market
Mgmt. fee:	0.29%
Dist. freq.:	Quarterly
Dist. yield:	n/a
	

#### Value


#### Growth

<b>Coming soon</b>	Active
<a href="#">Counterpoint Global CIBC International Permanence ETF</a>	
Geography:	International
Strategy:	Broad market
Mgmt. fee:	0.60%
By Morgan Stanley	

<b>CIEH</b>	Passive
<a href="#">CIBC MSCI EAFE Equity Index ETF (CAD-Hedged)<sup>5</sup></a>	
Geography:	International
Strategy:	Core
Mgmt. fee:	0.16%
Dist. freq.:	Quarterly
Dist. yield:	2.55%
	

### Emerging Markets

#### Index


<b>CEMI</b>	Passive
<a href="#">CIBC MSCI Emerging Markets Equity Index ETF<sup>6</sup></a>	
Geography:	EM
Strategy:	Core
Mgmt. fee:	0.22%
Dist. freq.:	Annually
Dist. yield:	1.38%
	

#### Core

<b>CAEM</b>	Active
<a href="#">Avantis CIBC Emerging Markets Equity ETF</a>	
Geography:	EM
Strategy:	Broad market
Mgmt. fee:	0.39%
Dist. freq.:	Annually
Dist. yield:	n/a
	

### Global

#### Index

Passive - BIY (Build it yourself)	
<a href="#">MSCI All Country World Index</a>	
Ticker	Weight
<b>CCEI</b>	3.1%
<b>CUEI</b>	62.1%
<b>CIEI</b>	22.8%
<b>CEMI</b>	12.0%
	

#### Value

<b>CASV</b>	Active
<a href="#">Avantis CIBC Global Small Cap Value ETF</a>	
Geography:	Global
Strategy:	Small-cap
Mgmt. fee:	0.39%
Dist. freq.:	Quarterly
Dist. yield:	n/a
	

#### Growth

<b>Coming soon</b>	Active
<a href="#">Counterpoint Global CIBC Global Permanence ETF</a>	
Geography:	Global
Strategy:	Broad market
Mgmt. fee:	0.60%
By Morgan Stanley	

## Specialty Equity

Customize your equity portfolio by geography, size, and style to seek growth and explore dividend income opportunities.

### Canada

#### Low volatility

**CQLC** Active

[CIBC Qx Canadian Low Volatility Dividend ETF](#)

Geography: Canada  
 Strategy: Low volatility  
 Mgmt. fee: 0.30%  
 Dist. freq.: Monthly  
 Dist. yield: 2.99%



### US

#### Low volatility

**CQLU** Active

[CIBC Qx U.S. Low Volatility Dividend ETF](#)

Geography: US  
 Strategy: Low volatility  
 Mgmt. fee: 0.30%  
 Dist. freq.: Monthly  
 Dist. yield: 1.73%



**CCLN** Passive

[CIBC Clean Energy ETF](#)

Geography: North America  
 Strategy: ESG  
 Mgmt. fee: 0.35%  
 Dist. freq.: Annually  
 Dist. yield: 1.23%



### International

#### Low volatility

**CQLI** Active

[CIBC Qx International Low Volatility Dividend ETF](#)

Geography: International  
 Strategy: Low volatility  
 Mgmt. fee: 0.40%  
 Dist. freq.: Monthly  
 Dist. yield: 3.45%



#### Quality

**CINT** Active

[CIBC International Equity ETF](#)

Geography: International  
 Strategy: Quality  
 Mgmt. fee: 0.80%  
 Dist. freq.: Annually  
 Dist. yield: 0.97%



### Global

#### Quality

**CGLO** Active





[CIBC Global Growth ETF](#)

Geography: Global  
 Strategy: Quality  
 Mgmt. fee: 0.80%  
 Dist. freq.: Annually  
 Dist. yield: 0.14%







## Equity income


Combine growth and income in your equity portfolio with an active covered call strategy, seeking higher-yield opportunities while pursuing long-term wealth creation.

CCCB	Passive	CCDC	Active	CUDC	Active	CUDC.F	Active
<a href="#">CIBC Canadian Banks Covered Call ETF</a>		<a href="#">CIBC Canadian High Dividend Covered Call ETF</a>		<a href="#">CIBC U.S. High Dividend Covered Call ETF</a>		<a href="#">CIBC U.S. High Dividend Covered Call ETF (CAD-Hedged)</a>	
Geography:	Canada	Geography:	Canada	Geography:	US	Geography:	US
Strategy:	Sector	Factor:	Quality	Factor:	Quality	Factor:	Quality
Mgmt. fee:	0.35%	Mgmt. fee:	0.50%	Mgmt. fee:	0.50%	Mgmt. fee:	0.50%
Dist. freq.:	Monthly	Dist. freq.:	Monthly	Dist. freq.:	Monthly	Dist. freq.:	Monthly
Dist. yield:	5.64%	Dist. yield:	6.76%	Dist. yield:	7.58%	Dist. yield:	7.52%
							

## ETF portfolios

All-in-one ETF portfolios offer diversified global market exposure and automatic rebalancing, designed to help you start, grow, and invest with confidence.

CCON	Passive	CBLN	Passive	CGRW	Passive	CEQY	Passive
<a href="#">CIBC Conservative ETF Portfolio</a>		<a href="#">CIBC Balanced ETF Portfolio</a>		<a href="#">CIBC Balanced Growth ETF Portfolio</a>		<a href="#">CIBC All-Equity ETF Portfolio</a>	
Strategy:	Core	Strategy:	Core	Strategy:	Core	Strategy:	Core
Mgmt. fee:	0.15%	Mgmt. fee:	0.15%	Mgmt. fee:	0.15%	Mgmt. fee:	0.15%
Dist. freq.:	Quarterly	Dist. freq.:	Quarterly	Dist. freq.:	Quarterly	Dist. freq.:	Quarterly
Dist. yield:	2.72%	Dist. yield:	2.54%	Dist. yield:	2.44%	Dist. yield:	3.08%
							
CCON	CBLN	CGRW	CEQY				
<b>FI</b>	<b>60.0%</b>	<b>40.0%</b>	<b>25.0%</b>	<b>0.0%</b>			
CSBI	8.0%	5.0%	3.0%	0.0%			
CCBI	30.0%	21.5%	13.5%	0.0%			
CGBI	22.0%	13.5%	8.5%	0.0%			
<b>Equity</b>	<b>40.0%</b>	<b>60.0%</b>	<b>75.0%</b>	<b>100.0%</b>			
CCEI	10.5%	16.5%	21.0%	27.5%			
CUEI	15.0%	25.0%	30.0%	45.0%			
CIEI	12.0%	15.0%	19.0%	22.5%			
CEMI	2.5%	3.5%	5.0%	5.0%			

CAGE	Active	CAGE	
<a href="#">Avantis CIBC All-Equity Asset Allocation ETF</a>		<b>Equity</b>	<b>100.00%</b>
Strategy:	Core	CAUS	39.40%
Mgmt. fee:	0.28%	CACE	30.00%
Dist. freq.:	Quarterly	CADE	17.60%
Dist. yield:	n/a	CASV	8.00%
		CAEM	5.00%

For more information about CIBC ETFs, talk to your financial professional or visit [CIBC.com/etfs](https://www.cibc.com/etfs).

<sup>1</sup>Formally known as CIBC Canadian Equity Index ETF.

<sup>2</sup>Formally known as CIBC US Equity Index ETF.

<sup>3</sup>Formally known as CIBC US Equity Index ETF (CAD-Hedged).

<sup>4</sup>Formally known as CIBC International Equity Index ETF.

<sup>5</sup>Formally known as CIBC International Equity Index ETF (CAD-Hedged).

<sup>6</sup>Formally known as CIBC Emerging Markets Equity Index ETF.

All information in this document is as at 03/18/2026, unless otherwise indicated, and is subject to change. This material is provided for general informational purposes only and does not constitute financial, investment, tax, legal or accounting advice nor does it constitute an offer or solicitation to buy or sell any securities referred to.

© 2026 Morningstar Research Inc. All Rights Reserved. The information contained herein: (1) is proprietary to Morningstar and/or its content providers; (2) may not be copied or distributed; and (3) is not warranted to be accurate, complete, or timely. Neither Morningstar nor its content providers are responsible for any damages or losses arising from any use of this information. Past performance is no guarantee of future results.

The fund pays a management fee and fixed administration fee to the Manager in respect of ETF units. The fund also pays fund costs and transaction costs. For more information about the fees and costs of the fund, please read the prospectus.

The material and/or its contents may not be reproduced without the express written consent of CIBC Asset Management Inc. Past performance may not be repeated and is not indicative of future results. Avantis™ and Avantis Investors™ are trademarks of American Century Proprietary Holdings Inc., used under license.

® The CIBC Logo and “CIBC Asset Management” are registered trademarks of CIBC, used under license.